


AEROEL SUPERMECLAB+T40

Bench-top Laser Micrometer



The SUPER-MECLAB+.T40 Bench Top Laser Micrometer is a high precision instrument for ultra-high accuracy diameter measurements of fluted part, with odd or even flutes. It is ideal for the off-line checking of

- drill bits
- end mills
- cutting tools
- toothed pulleys
- small gears

In addition it can be also used to check the diameter, ovality and the straightness of

- hard metal blanks
- ground pins or cylinders



15" multi touch Full HD monitor:


new touchscreen monitor for a measurement experience even more practical and faster

MARPOSS

System Composition

The basic system consists of:

- XLS40/1500/B Xactum Intelligent Laser Sensor
- Flat granite baseplate
- Precision linear stage, manually driven, with magnetic digital scale
- Embedded Aeroel PC
- **15" Full HD multi-touch monitor**
- Super-Meclab.T software pre-installed in the system
- Fixture for the part, with a pair of V blocks and a stopper
- Motor driven device to rotate the part, with driving wheel and its driver for the stepper motor
- NO-VAR option: compensation of measuring drift due to changing room temperature
- Keyboard and mouse
- Power supplies and connecting cables
- Calibration report (available on request)



NEW

Benefits

Unique for checking odd fluted parts!

No error due to the hysteresis (inversion error) which is typical of all dial indicator gauges (see QR-code video).

Contactless measurement: no part damage or scratches

Objective and highly reproducible results: no matter about the operator's skillness

Extremely easy and quick to use: reduce inspection time and improve measurement capability

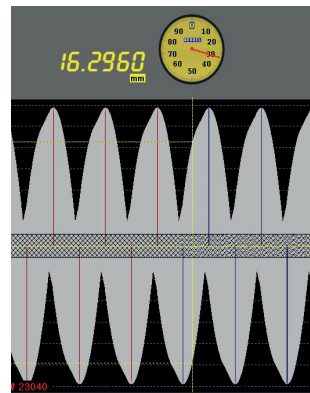
Highly flexible: different components and sizes can be measured without system pre-setting or re-mastering.

Ultra accurate: measure to an accuracy that before you could only get in a metrology room, using much more expensive equipment and specialized personnel.



System operation

The part being checked is inserted on a double V fixture, which is mounted on a manually driven slide equipped with a magnetic digital read out scale to display the displacement of the part itself; the position is continuously displayed on the screen.



Using a special guided procedure, the operator seeks the starting point, moves the part to the measurement position and starts the measuring cycle: the part is rotated by a special motor driven device using a rubber wheel laying on the part. This keeps it pushed against the V blocks and assures a "zero run-out" rotation, that is a rotation around a perfectly fixed axis.

During the rotation period, which is automatically set by the computer, the laser sensor scans the part at 1500 samples/second and stores all the measurements related to the positions of the upper and lower edge of the part.

The Xactum Technology

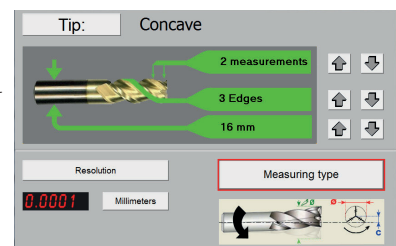
The Xactum XLS40/1500/B Laser Micrometer is an extremely accurate and repeatable measuring instrument, featuring:

- Wide measuring field: 40 mm
- Excellent linearity: $\pm 0.5 \mu\text{m}$
- Outstanding repeatability: $\pm 0.07 \mu\text{m}$
- Permanent self-calibration
- NO-VAR technology: no measuring drift due to changing room temperature by programming the coefficient of thermal expansion of the part

AEROEL EXCLUSIVE

Exclusive data processing software performs an accurate and repeatable diameter measurement of the part, for both odd or even fluted parts.

As a set up choice, different processing algorithms are applied, to fit the part geometry and to calculate different parameters. The measurement cycle can be repeated at several positions along the part axis.



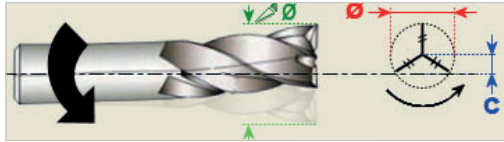
Measuring Mode



Mode Tools

The measurements are processed assuming the hypothesis that all the edges have the same radius from the center of the section and they are equally spaced in angle.

The **diameter of the tool section** ($2 \times$ edge radius) is calculated from the ideal circle passing through the tips of the cutting edges. The **concentricity** value is the distance between the center of the section and the rotation axis, determined by the shank. In addition the **effective cutting diameter** is computed, which is the diameter of the ideal hole obtainable with the tip mounted on an ideal spindle with zero runout. The **run-out** value is simply the maximum change of the upper edge peak position (max peak – min peak).

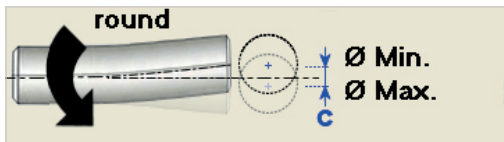


The following dimensions are computed and displayed

- Effective Cutting Diameter
- Tool Diameter
- Concentricity
- Run-out

Mode Round Cross Section:

This is a menu dedicated to check round parts (i.e. hard metal blanks)



The following dimensions are computed and displayed.

- Maximum diameter
- Minimum diameter
- Range of the center position (max C – min C)
- Diameter Range (\varnothing max – \varnothing min)

Measuring the range of the center position at different locations along the blank, it is possible to check the straightness of the blank.

Mode Undefined Cross Section:

Use this menu when no hypothesis about the section geometry can be made



The following dimensions are computed and displayed

- Maximum diameter
- Minimum diameter
- Effective Cutting Diameter
- Diameter Range (\varnothing max – \varnothing min)



No measuring drift due to changing room temperature!

The **NO-VAR** (No Variation) technology allows to get simply perfect diameter measurements even in non thermally controlled environments. In addition, it is possible to program the thermal expansion coefficient of the material being measured in order to automatically compensate the thermal expansion of any part.



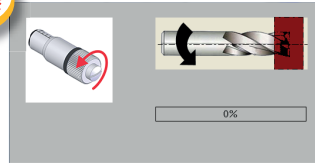
The Super-Meclab.T Software

The Super-Meclab.T software has been designed to be extremely user friendly and very flexible.

Automatic seeking of the "zero point"



A special guided procedure is available to reset the position reading at the part starting point.



Quick tolerance check

Each measured dimension can be compared with a pre-set nominal value and a tolerance range: a "traffic light" will immediately display the tolerance status of the part.

Net: 12 Mar 2014 15:44:24 User: AeroelF

STEP	1	2	3
DIA	10.48014	17.99987	10.48266
MIN-D			10.48254
MAX-D			10.48268
RNG-D	0.00086		0.00015
CEN			
MIN-C			
MAX-C			
RNG-C	0.00044		0.00042
POS_MIN	0.000	24.475	82.995
POS_MAX	0.000	24.475	82.995

Multiple Measurements on the same Part

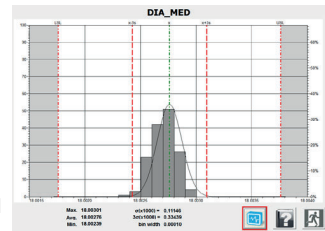
Several measurements can be taken on the same part, at different locations along the axis, to check the taper or the bending.

Data recording and exporting.

The measurement results are listed on the screen and they can be saved in the computer memory or exported in "text" or "Excel" format.

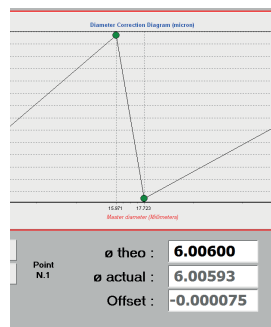
Report printing

A measurement report can be immediately printed by using a standard PC printer. A statistical report is available for each measured dimension the average, max and min values will be computed, as well as Standard Deviation and Cp and Cpk values.



Part library for easy programming

An almost unlimited number of control sets (tolerance limits, measuring mode, etc.) can be stored in a "part library"



Multiple-point user re-mastering capability

It is possible to run a Multiple-point re-mastering procedure, to get a perfect match between the readings and the user's masters.

Digital oscilloscope

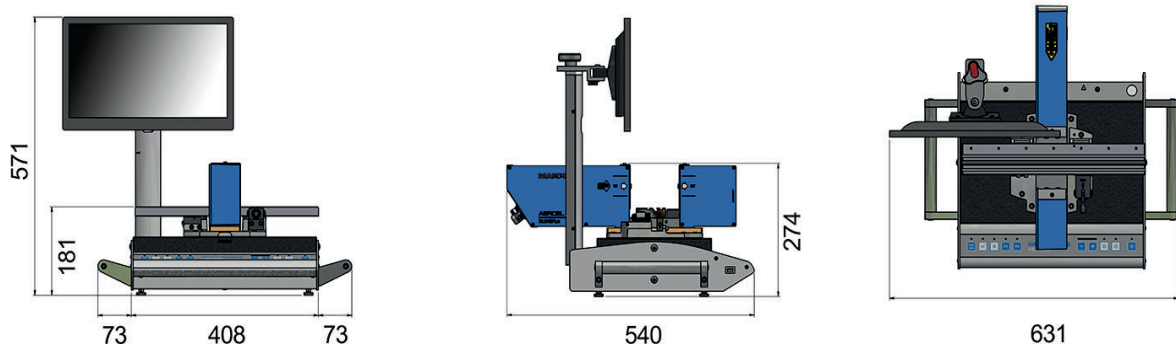
The waveform of the light pulse is sampled inside the gauge and transmitted to the PC. On the display screen you can see the actual signal as if you were using a digital oscilloscope.



Help on line


During operation, you can open a Help window where you will find the information you need to use the system. No hard-copy manual is needed.

Specifications




All dimensions are in mm - Removable handles

Xactum XLS40/1500/B Laser Micrometer		
Measurable Diameters	(mm)	0.06 - 38
Linearity (Centred Product)	(μm)	± 0.5
Linearity (in the Measuring Plane)	(μm)	± 0.5
Repeatability (T=1s, $\pm 2\sigma$)	(μm)	± 0.07
Beam Spot Size (s,l)	(mm)	0.06 x 0.1
Scanning Frequency	(Hz)	1500
Gauge Thermal Coefficient	($\mu\text{m}/\text{m}^\circ\text{C}$)	- 11.5
Laser Source	VLD (Visible Laser Diode); $\lambda = 650 \text{ nm}$	
Super-Meclab+.T40 System		
Dimensions	(mm)	640 x 535 x 526
Weight	(kg)	32



Specifications subject to change without notice. For additional details and complete specifications please see the gauge data sheet.



FIXTURE

Precision linear slide on a flat granite base:

stainless steel table with V groove, overall length 400 mm, range 160 mm, manual and micrometric drive with knob.

Position transducer:

magnetic digital read out, resolution 0.005 mm.

Part holding:

with a couple of 90° V blocks and a stopper, adjustable along the slide. Bearing on hard metal bars, with special cover, for low friction coefficient (0.1) and high hardness (2000 – 4000 HV). The bars are interchangeable if worn out.

Fixture capacity:

shank diameter from 1 to 28 mm, shank length from 22 to 100 mm, max part length 200 mm (for different dimensions, please contact Aeroel).

Rotation device:

motor driven, with pushing wheel and stepper motor driver, local or automatic control (from PC)

MARPOSS
AEROEL

