


OPTOFLASH

XS

EXTENSIVE
QUALITY
CONTROLS
FOR MEDICAL
IMPLANTS



MARPOSS



BIOMEDICAL

In the Healthcare Industry, quality controls in the manufacturing environment are not just a compelling target of the production execution. Manufacturing integrity and part compliance are strictly connected to patients, their safety, and definitively their lives. For this reason, fine and extensive quality inspections are a top priority for the Medical Industry and no trade-off is accepted.

Quality controls are executed through measurements. The measurement accuracy is a fundamental requirement, but not the only one. Super-fast inspections are a must requirement in order to comply with the high-volume productions.

Optoflash XS is a unique optical measurement solution, designed to meet the requirements of the medical implants industry. In fact the OptoFlash XS is precise and fast at the same time.

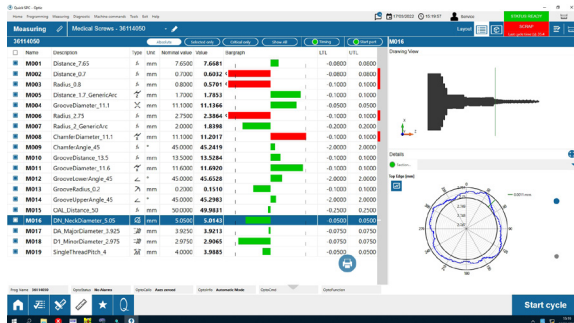
OPTOFLASH IS SUPERFAST

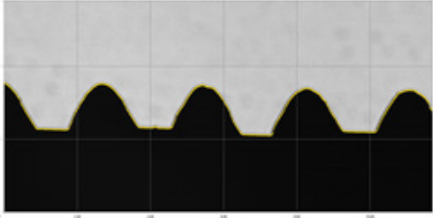




Operator just places the part into position on the measuring holder, and he presses the «Start» button. In just 10 seconds, the part is completely measured over the 360°.

OPTOFLASH IS COMPACT

Designed to be integrated in the production environment as well as in the lab, Optoflash XS is an all-in-one product, integrating the optics processing unit and user interface.

Very high image resolution is a fundamental feature to inspect up to the smallest detail of an implant. At the same time, a perfect image itself is not sufficient for an extensive quality validation of a medical implant. In order to match the quality control requirements, it is necessary a toolkit of advance software algorithms, allowing to inspect the implant over 360° and to validate its features, both on solid and threaded surfaces.

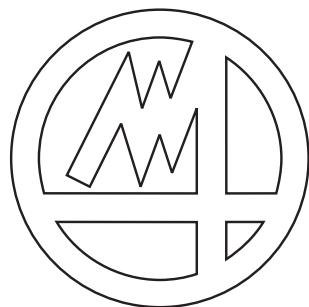


| STANDARD THREAD FEATURES EVALUATION | |
|---|--|
|  | <p>Optoflash can easily measure the typical features of a thread:</p> <ul style="list-style-type: none"> • Maximum, minimum and pitch diameter • Pitch size • Thread angle • Thread length • Thread linearity |
| DYNAMIC THREAD MEASUREMENTS | |
|  | <p>Thanks to the 2D images, the Optoflash is the only in the marketplace capable to execute measurements on threads during the part rotation:</p> <ul style="list-style-type: none"> • Thread axis • Thread concentricity |
| START OF THE THREAD & THREAD POSITION CROSSOVER | |
|  | <p>Optoflash incorporates dedicated tools for special measurements, like the determination of the starting point of the thread or the cross-over point from a single to a double helices.</p> |
| SPHERICAL INTERRUPTED SURFACES | |
|  | <p>The spherical head can be easily validated as a single entity, irrespective of the mechanical interruption of the part holder.</p> |
| CONICAL SCREWS EVALUATION | |
|  | <p>The conical shape of a thread can be controlled by the Optoflash. The 2D acquisition and the dynamic thread scanning together allow a perfect measurement evaluation, removing randomic factors that normally affect static measurements.</p> |

TECHNICAL DATA

| | XS30 | XS60 | S100 | S200 | S300 |
|--------------------------------------|---|-------------|-----------------|-------------|-------------|
| MEASURING RANGE [MAX PART DIMENSION] | | | | | |
| LENGTH (mm) | 33 [33] | 66 [66] | 100 [100] | 200 [200] | 300 [300] |
| DIAMETER (mm) | 20 [90] | 20 [90] | 60 [90] | 60 [90] | 60 [90] |
| MEASURING UNCERTAINTY | | | | | |
| LENGTH (mm) DIAMETER (mm) | U95 (2+L[mm]/100) μm U95 (1+D[mm]/100) μm | | | | |
| PART LOADING MODE | | | Manual or robot | | |
| DIMENSIONS OF THE MEASURING SYSTEM | | 610 x 545 x | | 925 x 615 x | 925 x 615 x |
| W x D x H (mm) | | 400 | | 640 740 | 840 |

1) Calculated following DIN 1319 part 3 / ISO norms on a reference master. Ambient temperature at 20°C ± 1K with a maximum variation of 0.5K/h. Part temperature 20°C ± 1K. After standard product calibration procedure.



MARPOSS

For a full list of address locations, please consult the Marposs official website

Edition 04/2022 - Specifications are subject to modifications © Copyright 2022 MARPOSS S.p.A. (Italy) - All rights reserved.
MARPOSS, logo and Marposs product names/signs mentioned or shown herein are registered trademarks or trademarks of Marposs in the United States and other countries. The rights, if any, of third parties on trademarks or registered trademarks mentioned in the present publication are acknowledged to the respective owners.

Marposs has an integrated system to manage the Company quality, the environment and safety, attested by ISO 9001, ISO 14001 and OHSAS 18001 certifications. Marposs has further been qualified EAQF 94 and has obtained the Q1-Award.